

**ART 2-D: Self-Portrait Mixed Media Collage:
Instructor: Julia Feldman**

Objectives:

Demonstrate understanding of Design Principles such as: Visual Balance, Rhythm, Unity, Color Harmony, You will utilize creativity, self-expression, idea development, and research. **Materials:** use craft (careful use of paper, glue, paint, etc.) and incorporate paint into your collage to process to produce a mixed media project. **Synthesis:** use of collage process as an expressive medium.

Overview:

Using one of the color schemes you studied in the last unit on color, create a self-portrait mixed media collage from found items such as magazine clippings, decorative papers, packaging, wrappers, books pages, letters, and painted paper. Any used or available material that can be glued to a Bristol board surface, or illustration board. It does not have to be a head, you can use another symbol or icon. You can also make some of your own collage pieces using one of Romare Bearden and Henri Matisse's techniques of painted cut paper. Or simply apply paint where you think your design needs it.

Format:

Use cut painted paper and other collage materials on 11" X 14" Bristol board.

Consider the following when developing ideas for your collage:

The idea of your head as a container

How do messages you receive from society and media affect you?

Are you what you think?

Is your identity determined by your inner or outer self? (or both?)



Collage by artist Fred Tomaselli:


Fred Tomaselli uses found objects such as magazine clippings and pills to create collages that are resin-coated.

<http://www.jamescohan.com/artists/fred-tomaselli/>

How do you create a sense of unity with a collage made up of many different pieces? Through color, shape, line, repetition, emphasis, texture, value, etc?

Look at Romare Bearden's work in collage. He often integrated drawing and painting materials and other processes into his collage work and used scale shifts and texture to provide visual interest.

<http://www.beardenfoundation.org/artlife/beardensart/beardensart.shtml>



Romare Bearden

Steps for your self-portrait collage project:

- Collect materials that are interesting and express something about yourself
- Research the links below and the artists mentioned in this handout for influences and ideas on collage art and self-portraiture.
- Print out 3 examples of collage art by different artists from the internet or photocopy a book, and bring those to class on **Tuesday April 15th**.
- Make several (4-6) sketches of possible ideas before beginning the main collage (**due Thursday April 17th**)
- Create your collage, using the materials you've collected and classroom resources.
- write your evaluation. You might want to jot down notes in your sketchbook while you are working to aid in this process.

About your collage:

Remember to follow the steps above when creating your collage. Oftentimes, the first idea you have can be improved upon or developed by exploring other solutions to the problem. Be open-minded and don't settle on the first solution

you come up with. Educate yourself on what collage is and how you can use it to express yourself. Make use of classroom resources, your own ingenuity, and class work time.

Assignment requirements:

- 6 thumbnail sketches, showing the progression of your ideas
- 3 printouts of at least 2 collage artists' artwork, labeled with artist, title, media, size etc. Each printout should be in color and at least 4" x 6".
- a finished collage, signed, dated, and mounted.
- **Your collage self-portrait must incorporate linear perspective and/or movement in a significant way (see chapter 4 of your textbook)**
- a written evaluation, one page, typed.

Evaluation:

In your evaluation, include the following:

How did research influence your collage? Discuss the work of at least 2 collage artists, and any styles of artwork that influenced you. How is this a self-portrait? What materials and artistic choices expressed something about yourself or your identity? Do you think this is a successful piece, why? What did you learn from the process of collage. How did you incorporate concepts from this handout into your collage piece?


Artists who feature collage in their work to explore:

Links to explore:

<http://www.artlex.com/ArtLex/s/self-portrait.html>

<http://www.artlex.com/ArtLex/c/collage.html>

<http://www.collageart.org/>





Raoul Housemann



Kurt Schwitters



Robert Rauschenberg



Rauschenberg Stage Design for Merce Cunningham Dance Group Performance




Rauschenberg Stage Design for Merce Cunningham Dance Group during a performance

Sara n. Patraal
12-2-16











Natürlich könnte ich ohne meinen Hund leben
er lebt sich aber nicht.





